

The outreach of the universities and colleges from Małopolska Region

Summary

Małopolska Regional
Development Observatory

Department
of Regional Policy



SCIENCE




AIMS



COMPETENCE



UNIVERSITY



EDUCATION



STUDENTS



INTERESTS



THE AIM OF THE STUDY

The aim of the study was to evaluate the strength and the outreach of higher education institutions located in Małopolska Region on:

1


regional scale, by the division of the region based upon data delivered by the universities located in Małopolska. Additionally, there were carried out analysis of the mode of courses and levels of studies.

2

country scale, by showing directions, defined as place of permanent residence and number of students attracted by the Małopolska universities.

3

global scale, pointing out the countries, from which became foreign students that have been taught at Małopolska universities.



METHODOLOGY

The study was based on acquired unanimous data from students attending course on Małopolska universities and colleges including such information (as of year 2016):

- postal code of the domicile,
- name of a city,
- mode of courses (full-time, external),
- level of studies (Bachelor, Master, Doctoral degrees or 5-years Master),
- place of studies (placement of the faculty),
- as at the beginning of 2016.

The data was collected from 22 higher education institutions (out of 33 higher education in Małopolska), including all public universities, which are the largest and the most popular in region. Most of them is located in Krakow. Małopolska Regional Development Observatory received data about 182,000 Polish and 6,000 foreign students learning in Małopolska Region.





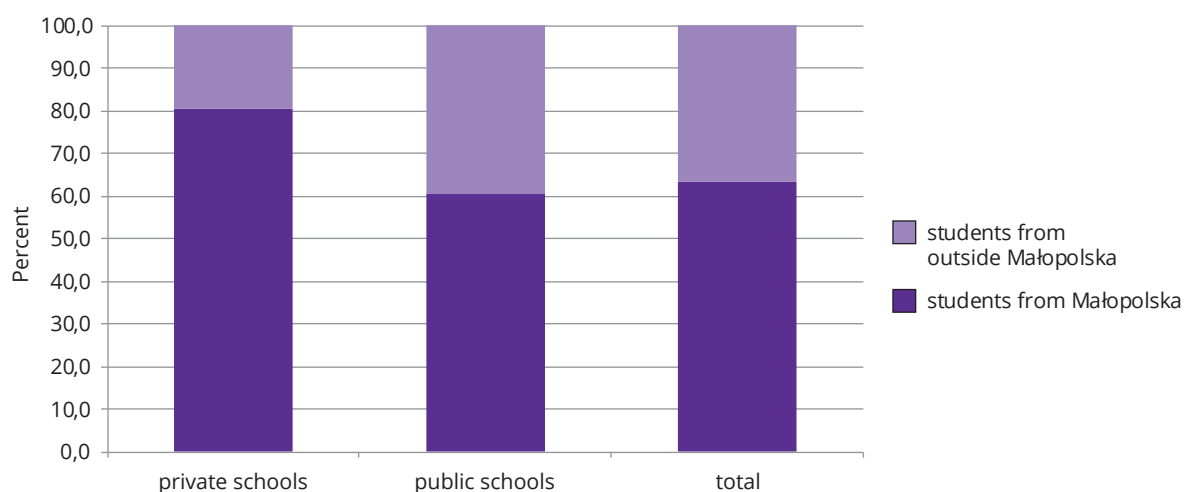
POLES STUDYING IN MAŁOPOLSKA REGION

In academic year 2015/16, most of the students of Małopolska universities and colleges were residents of the Małopolska Region (63.2% of the total number of 182 000 students with Polish nationality).

- Students from Małopolska were 80.4% of all students in private universities and 60.3% in public (national) universities.

Chart no. 1.

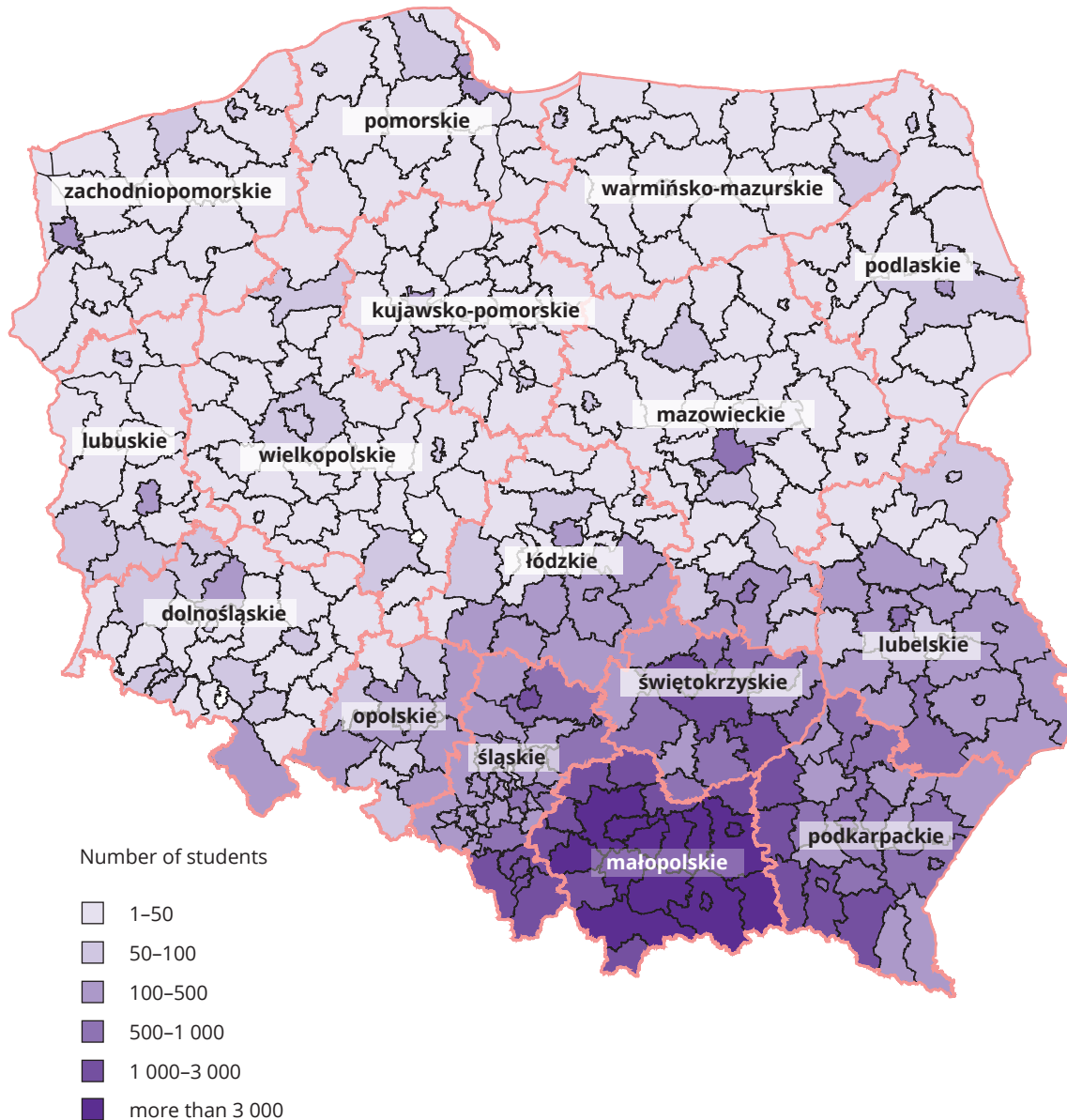
Percentage of students by the place of permanent residence in academic year 2015/16



- Taking into consideration the Polish student from all over the country, 90% of people studying in Małopolska Region came from south part of Poland that means Małopolska Region and Regions of: Podkarpackie (11.7%), Silesia (9.1%) and Świętokrzyskie (5.6%).
- On the other hand, Regions of Podkarpackie and Silesia also have been attracting students from Małopolska. In academic year 2015/16, there were 10,159 student domiciled in Małopolska at the universities placed in Silesia and Podkarpackie. The total balance of the “exchange of the students” between Małopolska and both Silesia and Podkarpackie is favorable for Małopolska (+9,000 and + 18,700 respectively).

Map no. 1.

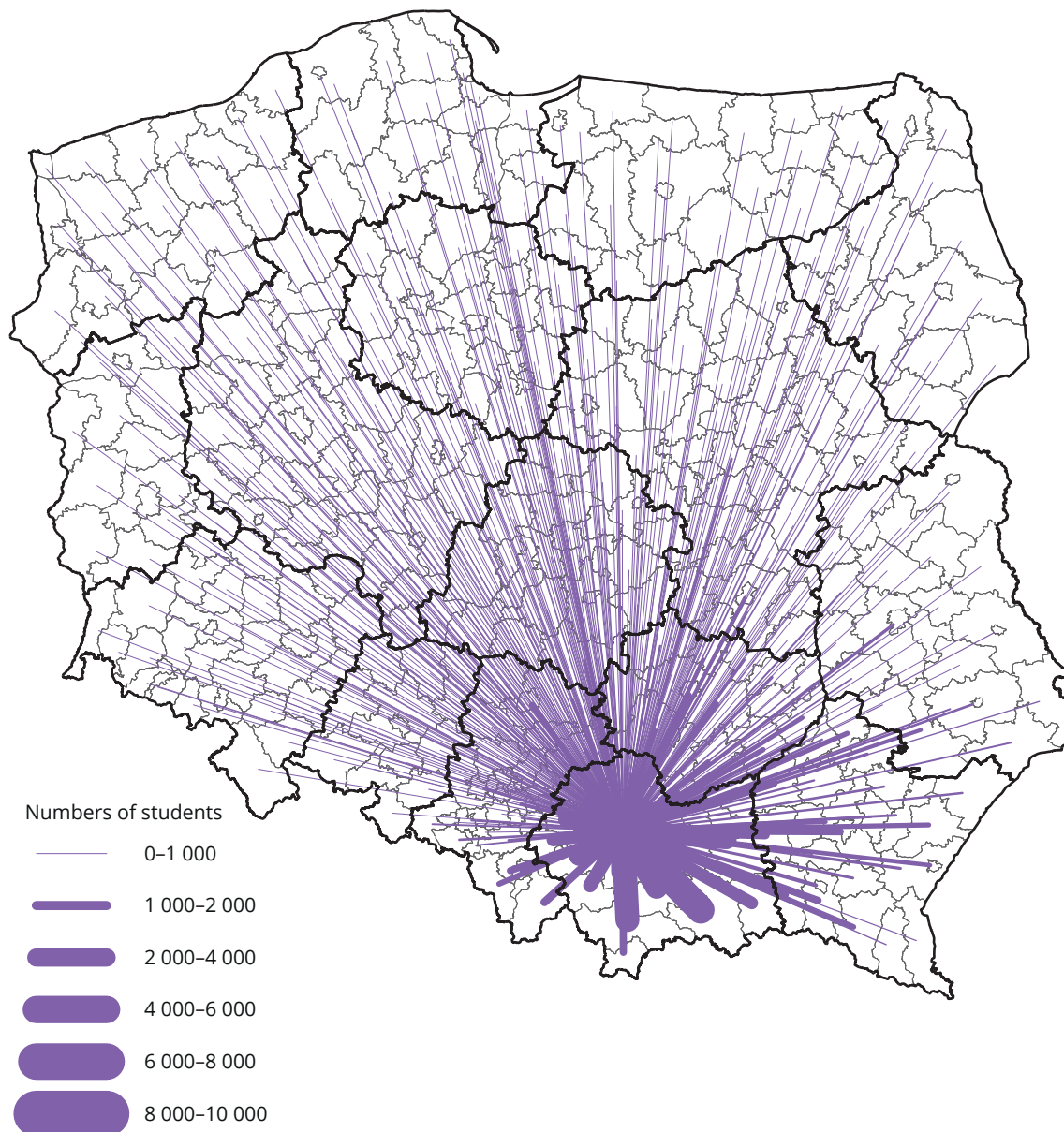
The number of students in Małopolska Region in academic year 2015/16 by the permanent residence in provinces



- Krakow is the only academic city attracting students from all regions in Poland and from abroad.
- From total number 66,800 of students in Małopolska, 95% chose universities and colleges placed in Kraków.

Map no. 2.

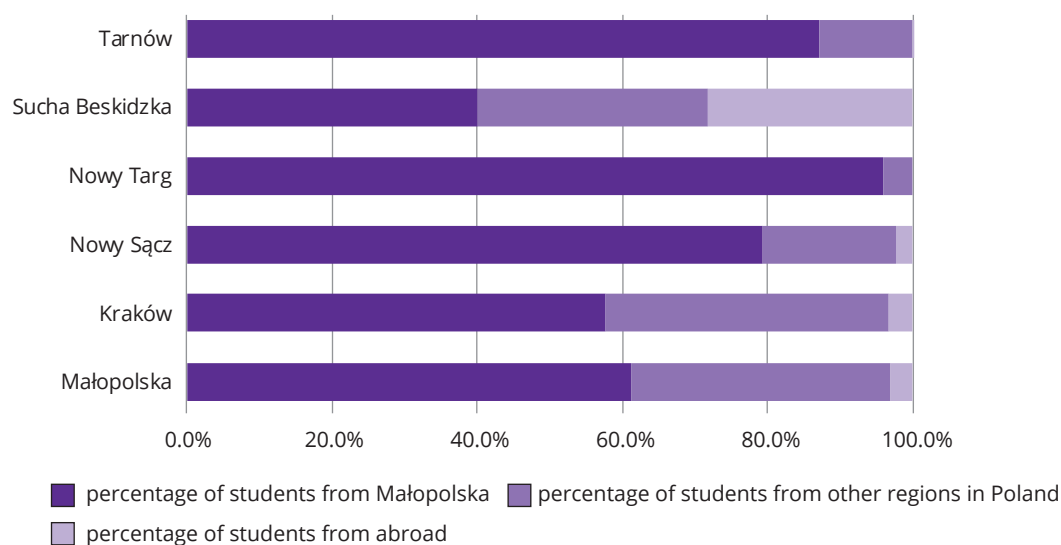
Influx directions to Krakow form all provinces in academic year 2015/16



- **The colleges in other cities: Tarnów, Sucha Beskidzka, Nowy Targ, Nowy Sącz** are directed into the local market and attracting students from surrounding provinces.

Chart no. 2.

The structure of students in academic year 2015/16, by the city site of university/college



- **Full-time courses and Bachelor levels** are the most popular among students (respectively 69.7% and 58.5% of Polish students in academic year 2015/16).

Table no. 1.

The structure of Polish students in colleges/universities located in Małopolska Region, by the mode, level of studies

Specification	Students from Małopolska	Students from other regions	Polish students in total
Mode of courses			
external courses	37.3%	18.1%	30.3%
full-time courses	62.7%	81.9%	69.7%
total	100.0%	100.0%	100.0%
Level of studies			
Bachelor level	60.8%	54.5%	58.5%
Master level	31.6%	33.5%	32.3%
5-years Master	4.8%	8.3%	6.1%
Doctoral	2.8%	3.7%	3.1%
TOTAL	100.0%	100.0%	100.0%

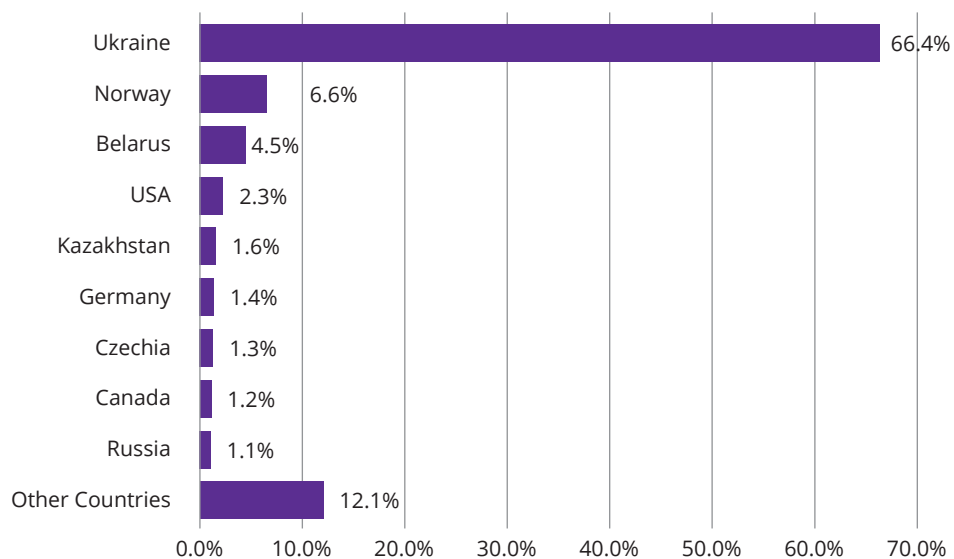


FOREIGNERS STUDYING IN MAŁOPOLSKA REGION

- 5,900 foreign students attended the courses in Małopolska universities and colleges in the academic year 2015/16. They comprised 3.1% of all students in the Małopolska Region (from universities and colleges that took part in this study).
- Foreign students represented citizens of 98 countries, from which the most significant group became from Ukraine (66.5%). The others came from Norway (6.9%), Belarus (4.5%), United States (2.3%) and Kazakhstan (1.7%).

Chart no. 3.

The structure of foreign students in universities and colleges placed in Małopolska Region in the academic year 2015/16 by the country of origin

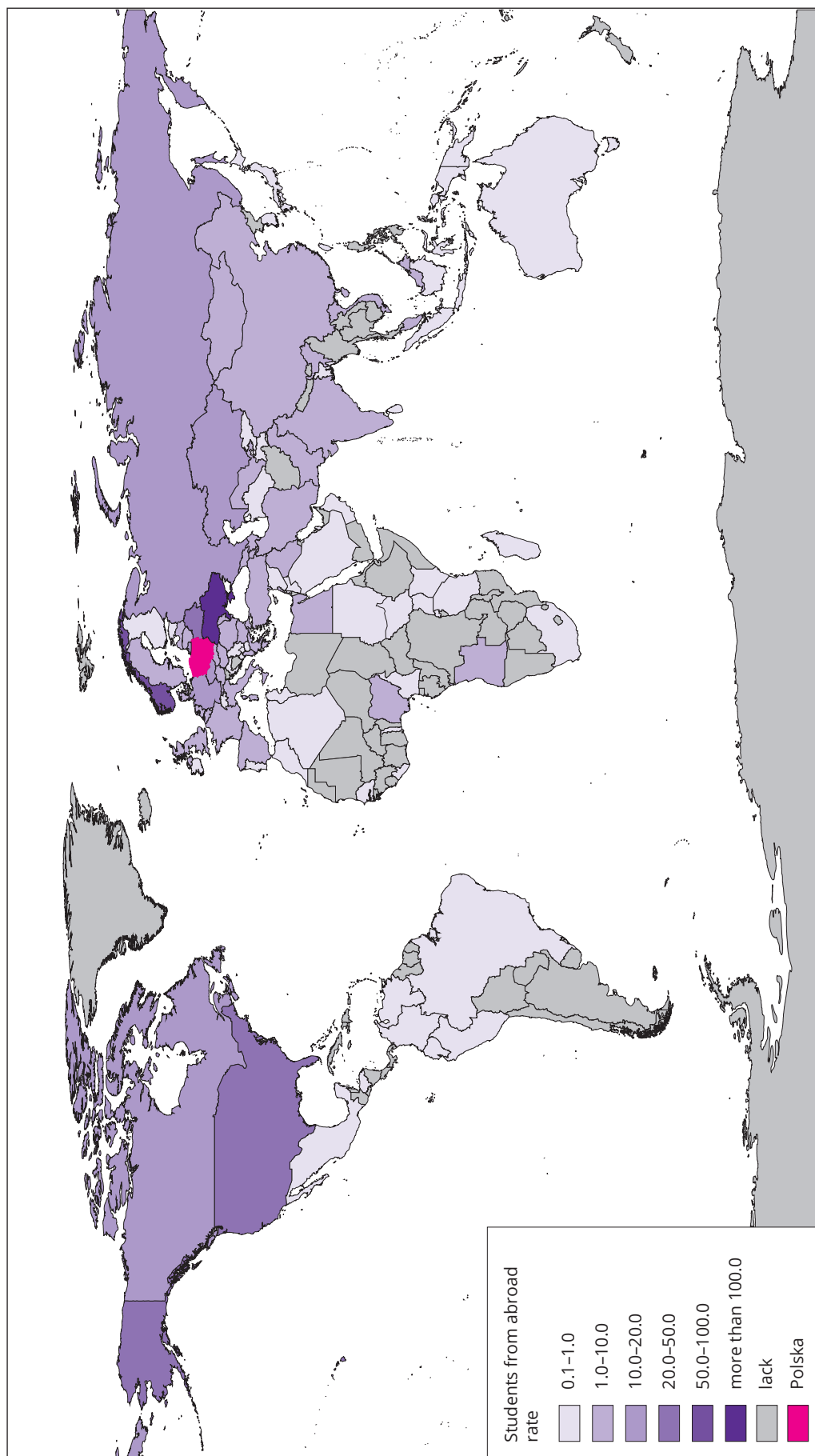


- **Nearly all** foreign students (95.5%) learned in Kraków.
- Foreign students have been choosing more often courses provided by the public universities (63.6%).



Map no. 3.

The number of foreign students in Małopolska Region according the country of origin (academic year 2015/16)





Marshal Office of the Małopolska Region
Department of Regional Policy
72B Wielicka Street, 30-552 Kraków, Poland

Free copy

Publication cofinanced by the European Union from the European Social Fund under Technical Assistance Regional Operational Programme for the Małopolska Region 2014–2020



European Union
European Structural
and Investment Funds

